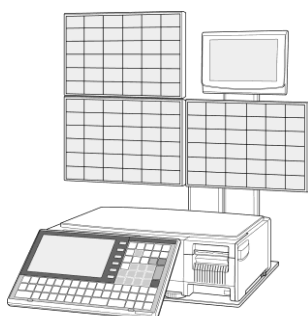
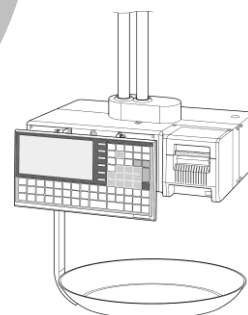
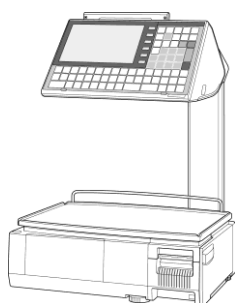


UNI-7
Program Manual



IMPORTANT

- Read this manual thoroughly, and do not perform installation, operation, maintenance, or inspection unless you fully understand all of the contents.
- Keep this manual in a safe place where you can refer to it easily while installing, operating, and carrying out maintenance or inspections.

ISHIDA CO., LTD.

TABLE OF CONTENTS

Chapter 1 BASIC INFORMATION

1.1	OUTER DIMENSIONS FOR EACH TYPE	1-1
1.1.1	OUTER DIMENSIONS FOR BENCH TYPE	1-1
1.1.2	OUTER DIMENSIONS FOR POLE TYPE	1-2
1.1.3	OUTER DIMENSIONS FOR BAKERY TYPE	1-3
1.1.4	OUTER DIMENSIONS FOR SELF-SERVICE TYPE	1-4
1.1.5	OUTER DIMENSIONS FOR ELEVATED TYPE	1-5
1.1.6	OUTER DIMENSIONS FOR HANGING TYPE	1-6
1.2	SPECIFICATIONS.....	1-7
1.3	INSTALLATION	1-8
1.3.1	POWER SUPPLY	1-8
1.3.2	PRECAUTIONS FOR INSTALLATION.....	1-9

Chapter 2 SETUP MODE

2.1	ENTERING SETUP MODE.....	2- 1
2.2	CASSETTE SETTING	2- 4
2.3	LABEL SETTING	2- 11
2.4	LABEL FORMAT SETTING	2- 12
2.5	BARCODE SETTING	2- 14
2.6	CUSTOM BARCODE SETTING	2- 18
2.7	MENU TILTLE EDITING.....	2- 22
2.8	OPERATION SETTING	2- 28
2.9	ERROR PROCESS SETTING	2- 31
2.10	ERROR LOG DISPLAY.....	2- 33
2.11	TRACEABILITY SETTING	2- 34
2.12	DUAL CURRENCY SETTING	2- 35
2.13	PRICE DOUNDING SETTING	2- 36
2.14	FREQUENT SHOPPER SETTING	2- 37
2.15	DATA DISTRIBUTION SETTING	2- 38
2.16	COUNTRY SETTING.....	2- 42
2.17	FILE SAVE / LOAD	2- 43

Chapter 3 ADJUSTMENT MODE

3.1	ADJUSTMENT MODE ENTRY.....	3- 1
3.2	KEY CHECK.....	3- 3
3.3	FIRMWARE DETAILS	3- 5

3.4	MEMORY CLEAR	3- 6
3.5	PRINTER ADJUSTMENT	3- 8
3.6	CALIBRATION	3- 16
3.7	DOWNLOADING	3- 19
3.8	OPTION CHECK	3- 23
3.9	DISPLAY CAPTURE	3- 25
3.10	MODEL SETTING	3- 26

Chapter 4 ERROR SCREENS

4.1	ERROR SCREENS.....	4- 1
-----	--------------------	------

Appendix TEXT EDITING

A.1	OPERATION PANEL AND KEY FUNCTIONS	A-1
A.2	NORMAL CHARACTER REGISTRATION.....	A-3
A.3	SPECIAL CHARACTER REGISTRATION.....	A-6
A.4	CHARACTER SELECTION.....	A-8
A.5	LINE DELETION	A-10
A.6	CHARACTER DELETION	A-11
A.7	CHARACTER BACKSPACING.....	A-13

This is a “Table of Contents preview” for quality assurance

The full manual can be found at <http://the-checkout-tech.com/estore/catalog/>

We also offer free downloads, a free keyboard layout designer, cable diagrams, free help and support.

<http://the-checkout-tech.com> : *the biggest supplier of cash register and scale manuals on the net*